

PROGRESS REPORT

SnagClear Report

Follow-up report showing snag status and tracked progress.

| | | | |
|---|---|--|---|
| PROPERTY ADDRESS Snagclear Avenue, SN8 8AG | | INSPECTION DATE 16 Apr 2026 | |
| DEVELOPER Snagclear Developments | WARRANTY PROVIDER NHBC | | COMPLETION DATE 01/04/2026 |
| PROPERTY TYPE House | NEW BUILD Yes | TOTAL SNAGS 16 | |

Report history

| Report | Date | Snags | In Progress | Resolved |
|----------------|-------------|-------|-------------|----------|
| Initial Report | 16 Apr 2026 | 16 | 0 | 0 |

Important

This report records homeowner-observed issues ("snags") for communication and tracking. It does not provide compliance checking, certification, or diagnosis.

Snag Summary

A summary of all recorded snags in this report.

| Ref | Room | Category | Description | Added | Status |
|------|-------------------|-------------------------------|---|-------------|-------------|
| S001 | Bathroom 1 | Sealants / silicone | Silicone sealant around the shower tray is uneven. | 16 Apr 2026 | In Progress |
| S002 | Bedroom 1 | Walls (plaster/paint) | The wall next to the door has visible cracking in the plaster. | 16 Apr 2026 | In Progress |
| S003 | Bedroom 1 | Electrics (sockets/lighting) | Socket faceplate is crooked and not securely fixed. | 16 Apr 2026 | Open |
| S004 | Bedroom 2 | Floors / carpet | There is visible damage to the carpet in Bedroom 2. | 16 Apr 2026 | In Progress |
| S005 | Ensuite 1 | Sealants / silicone | Silicone sealant to shower tray is applied unevenly and looks rough. | 16 Apr 2026 | Open |
| S006 | Exterior | External walls (brick/render) | There is a crack in the render on the external wall approximately the thickness of a credit card. | 16 Apr 2026 | Resolved |
| S007 | Exterior | Garden / landscaping | Water is pooling in the garden, causing waterlogging. | 16 Apr 2026 | Resolved |
| S008 | Exterior | External walls (brick/render) | Damage to brickwork next to kitchen window | 16 Apr 2026 | In Progress |
| S009 | Exterior | Windows | There is a crack in the window sill about a credit card thick. | 16 Apr 2026 | Open |
| S010 | Exterior | External doors | The front door does not fit tightly, leaving a visible gap. | 16 Apr 2026 | Resolved |
| S011 | Hallway / Landing | Walls (plaster/paint) | The wall opposite the door has an uneven paint finish. | 16 Apr 2026 | Open |
| S012 | Kitchen | Floor finish | Floor tiles are cracked and damaged. | 16 Apr 2026 | In Progress |
| S013 | Kitchen | Units / cupboards | Crack approximately the thickness of a credit card is visible on the fridge cupboard door. | 16 Apr 2026 | Open |
| S014 | Kitchen | Worktops | A section of the kitchen worktop is chipped. | 16 Apr 2026 | Open |
| S015 | Kitchen | Doors | The kitchen door shows signs of damage. | 16 Apr 2026 | Open |
| S016 | Living room 1 | Walls (plaster/paint) | Wall surface shows an uneven and coarse paint finish. | 16 Apr 2026 | In Progress |

Snag Details

[Back to summary](#)

Detailed view of all recorded snags.

S001 In Progress

Added 16 Apr 2026

Bathroom 1 Sealants / silicone

DESCRIPTION

Silicone sealant around the shower tray is uneven.

PHOTOS



S002 In Progress


Added 16 Apr 2026

Bedroom 1 Walls (plaster/paint)

DESCRIPTION

The wall next to the door has visible cracking in the plaster.

PHOTOS



S003 Open



Added 16 Apr 2026

Bedroom 1 Electrics (sockets/lighting)

DESCRIPTION

Socket faceplate is crooked and not securely fixed.

PHOTOS



Snag Details

[Back to summary](#)

Detailed view of all recorded snags.

S004 In Progress

Added 16 Apr 2026

Bedroom 2 Floors / carpet

DESCRIPTION

There is visible damage to the carpet in Bedroom 2.

PHOTOS



S005 Open


Added 16 Apr 2026

Ensuite 1 Sealants / silicone

DESCRIPTION

Silicone sealant to shower tray is applied unevenly and looks rough.

PHOTOS



S006 Resolved


Added 16 Apr 2026

Exterior External walls (brick/render)

DESCRIPTION

There is a crack in the render on the external wall approximately the thickness of a credit card.

PHOTOS



Snag Details

[Back to summary](#)

Detailed view of all recorded snags.

S007 Resolved


Added 16 Apr 2026

Exterior Garden / landscaping

DESCRIPTION

Water is pooling in the garden, causing waterlogging.

PHOTOS



S008 In Progress

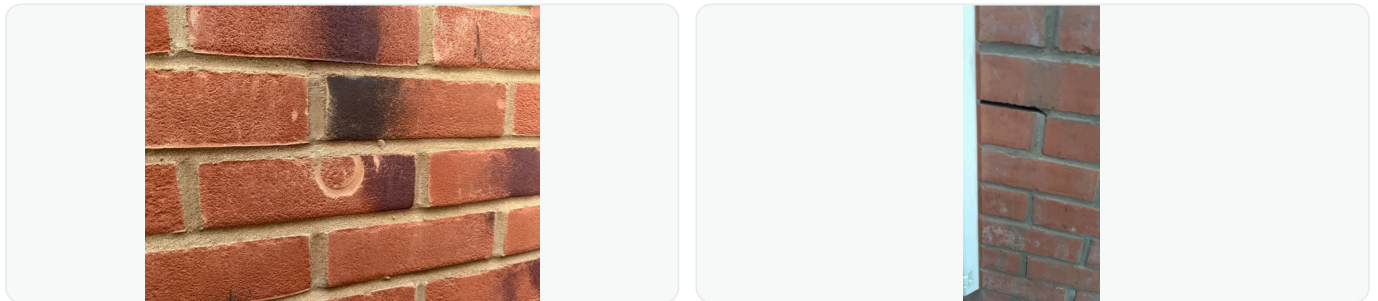
Added 16 Apr 2026

Exterior External walls (brick/render)

DESCRIPTION

Damage to brickwork next to kitchen window

PHOTOS



S009 Open

Added 16 Apr 2026

Exterior Windows

DESCRIPTION

There is a crack in the window sill about a credit card thick.

PHOTOS



Snag Details

[Back to summary](#)

Detailed view of all recorded snags.

S010 Resolved


Added 16 Apr 2026

Exterior External doors

DESCRIPTION

The front door does not fit tightly, leaving a visible gap.

PHOTOS



S011 Open


Added 16 Apr 2026

Hallway / Landing Walls (plaster/paint)

DESCRIPTION

The wall opposite the door has an uneven paint finish.

PHOTOS



S012 In Progress

Added 16 Apr 2026

Kitchen Floor finish

DESCRIPTION

Floor tiles are cracked and damaged.

PHOTOS



Snag Details

[Back to summary](#)

Detailed view of all recorded snags.

S013 [Open](#)


Added 16 Apr 2026

Kitchen [Units / cupboards](#)

DESCRIPTION

Crack approximately the thickness of a credit card is visible on the fridge cupboard door.

PHOTOS



S014 [Open](#)


Added 16 Apr 2026

Kitchen [Worktops](#)

DESCRIPTION

A section of the kitchen worktop is chipped.

PHOTOS



S015 [Open](#)


Added 16 Apr 2026

Kitchen [Doors](#)

DESCRIPTION

The kitchen door shows signs of damage.

PHOTOS



Snag Details

[Back to summary](#)

Detailed view of all recorded snags.

S016 In Progress


Added 16 Apr 2026

Living room 1 Walls (plaster/paint)

DESCRIPTION

Wall surface shows an uneven and coarse paint finish.

PHOTOS



Prepared using SnagClear

This report is intended to help record and communicate homeowner-observed issues clearly.

Support: support@snagclear.com

Website: snagclear.com